



SHOFAR

Political Analysis

Beyond the Data Analytics

Presentation to the Pandesal Forum | 06 May 2022 | 13:30 PM



The DISCONNECT Four Validated Metrics

Baseline of Disconnect 1/2: Pulse Asia Survey

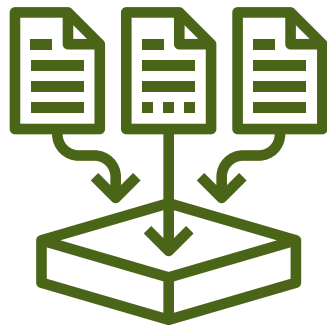


Table 1
2022 ELECTIONS: PRESIDENTIAL PREFERENCE
April 16 - 21, 2022 / Philippines
(In Percent)

Base: Those with valid responses for president, 98%								
If the coming May 2022 elections were held today, whom would you vote for as PRESIDENT OF THE PHILIPPINES?	RP	LOCATION				CLASS		
		NCR	BL	VIS	MIN	ABC	D	E
MARCOS, BONGBONG (PFP)	56	57	54	47	67	57	56	57
ROBREDO, LENI (IND)	23	26	24	34	11	29	23	24
PACQUIAO, MANNY PACMAN (PROMDI)	7	2	2	12	14	1	6	13
DOMAGOSO, ISKO MORENO (AKSYON)	4	10	5	2	3	5	5	2
LACSON, PING (PDR)	2	3	3	0	0	1	2	0
ABELLA, ERNIE (IND)	1	0	1	1	1	0	1	0
MANGONDATO, FAISAL (KTPNAN)	1	0	0	0	2	2	0	1
DE GUZMAN, LEODY (PLM)	0.3	1	0	0	0	0	0	0
GONZALES, NORBERTO (PDSP)	0.1	0	0	0	0	0	0	0
MONTEMAYOR, JOSE JR. (DPP)	0.1	0	0	0	0	0	0	0
Outright refusal to accomplish ballot	5	0	9	3	2	2	6	2
None / Blank	1	0	1	1	0	2	1	0

Note: Valid responses are as follows: valid votes [no erasures or overvoting on filled up ballot; no preference shaded] or refused to indicate preference.

Q4. Kung ang darating na eleksyon sa Mayo 2022 ay gaganapin ngayon, sino po ang inyong iboboto bilang PRESIDENTE NG PILIPINAS? (SHOW SAMPLE BALLOT AND LIST OF CANDIDATES). Ito po ay sample ballot lamang na ginagamit sa survey na ito. Pakibasa po ang Instruksyon sa sample ballot bago kayo bumoto. Mangyari po lamang na tandaan na ang balota ay baliktaran. Pagkatapos po ninyong bumoto, pakilagay na lang po ang balota sa loob ng envelope at ibigay sa akin ang envelope.



The DISCONNECT Four Validated Metrics

Baseline of Disconnect 2/2: Octa Research Survey



Table 2a
2022 ELECTIONS: PRESIDENTIAL PREFERENCE
TUGON NG MASA SURVEY RESULTS
April 22 - 25, 2022 / PHILIPPINES
(In Percent)

Page 1 of 2

Base: Likely Voters, 78%

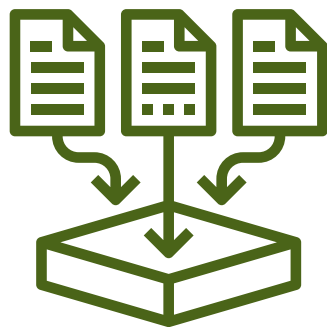
I have here a list of candidates for PRESIDENT of the Philippines on May 2022. If the election will be held today, who will you likely vote for as PRESIDENT?

	PH	AREA				SOCIO-ECONOMIC CLASS		
		NCR	BL	VIS	MIN	ABC	D	E
MARCOS, BONGBONG	58	46	59	62	56	53	60	54
ROBREDO, LENI	25	19	28	28	12	32	23	28
DOMAGOSO, ISKO MORENO	8	32	5	3	8	4	9	9
PACQUIAO, MANNY PACMAN	5	0	3	5	18	6	4	6
LACSON, PING	2	1	2	2	3	2	2	1
MANGONDATO, FAISAL	1	0	1	0	4	0	1	2
GONZALES, NORBERTO	0.2	0	0	0	0	1	0	0
DE GUZMAN, LEODY	0.2	1	0	0	0	0	0	1
REFUSED/DON'T KNOW/NONE	0.4	1	1	0	0	1	0	0
Don't know	0.1	0	0	0	0	0	0	0
None	0.04	0	0	0	0	0	0	0
Refused	0.3	0	1	0	0	1	0	0

Q3a. Narito naman po ang listahan ng mga kandidato sa pagka PRESIDENTE ng Pilipinas sa Mayo 2022 eleksyon. Kung ang eleksyon ay gaganapin ngayon, sino sa kanila ang pinakamalamang na iboboto ninyo bilang PRESIDENTE?

Notes:

- (1) Figures may not add up to 100% due to rounding off.
- (2) Sample size of 2,400 with ±2% margin of error.
- (3) Likely Voters are registered voters who intend to vote and with high chance of voting in May 2022.



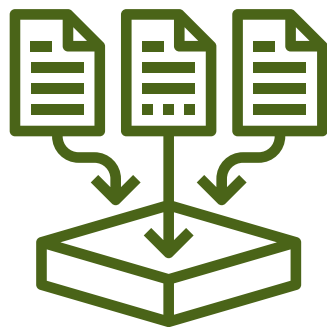
The DISCONNECT Four Validated Metrics

2016 as a Defining Year for Traditional Pollster and Social Media Meetrics



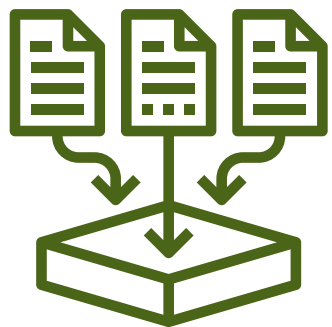
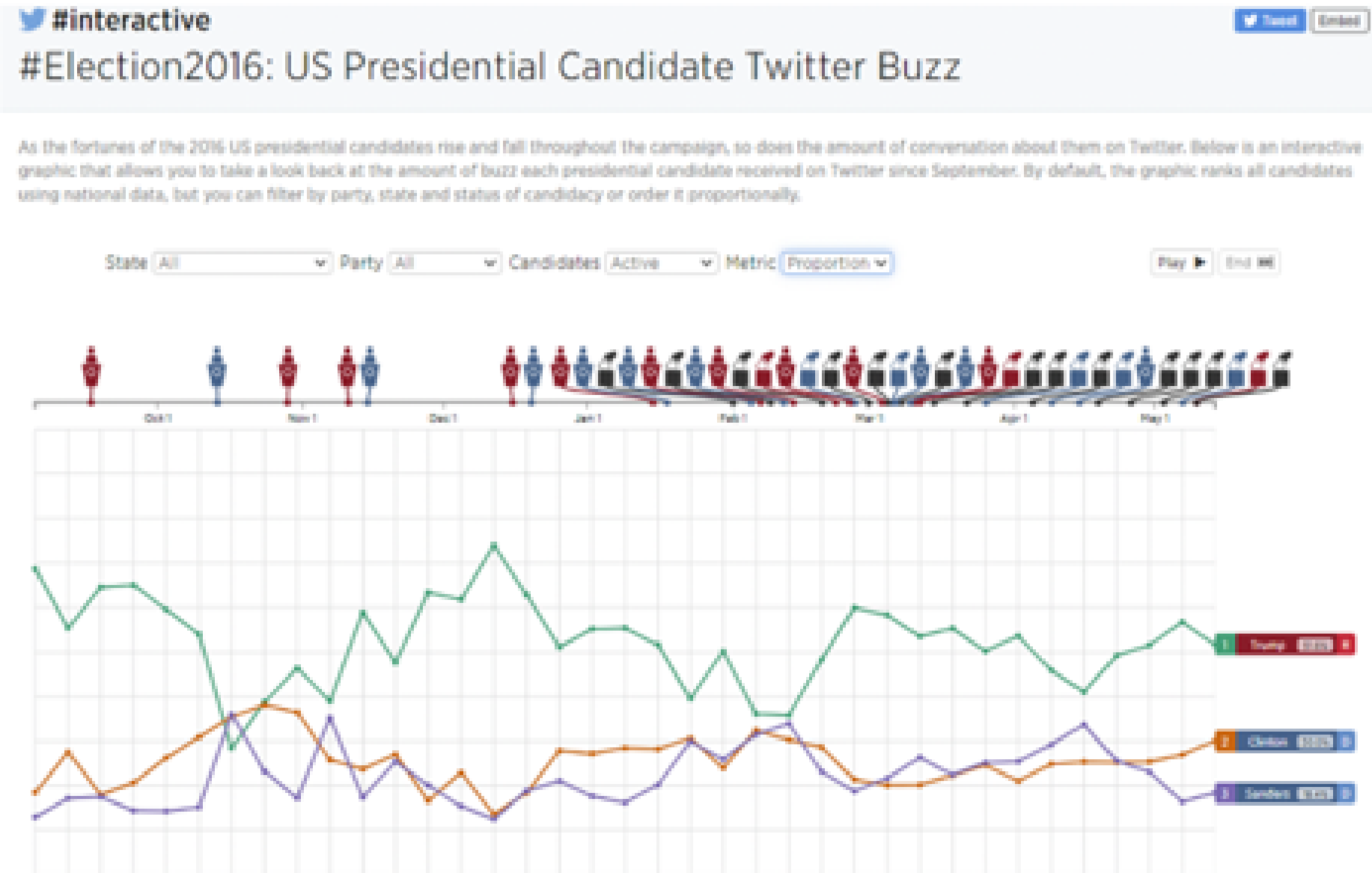
Aggregate polls [\[edit \]](#)

Source of poll aggregation	Dates administered	Dates updated	Joe Biden Democratic	Donald Trump Republican	Other/ Undecided [b]	Margin
270 to Win	Oct 29, 2020 – November 2, 2020	November 3, 2020	47.5%	48.8%	3.7%	Trump +1.3
Real Clear Politics	October 20–31, 2020	November 3, 2020	46.5%	47.8%	5.7%	Trump +1.3
FiveThirtyEight	until November 2, 2020	November 3, 2020	47.4%	48.6%	4.0%	Trump +1.1
Average			47.1%	48.4%	4.5%	Trump +1.2



The DISCONNECT Four Validated Metrics

2016 as a Defining Year for Traditional Pollster and Social Media Meetrics



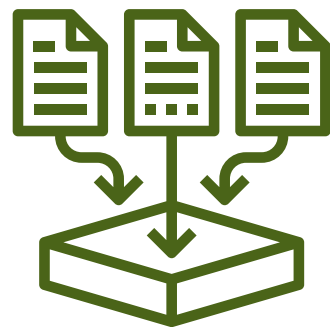
The DISCONNECT Four Validated Metrics

**1/4: Rally Attendance and
Intensity of Youth
Volunteerism / Enagagement**



**Robredo Metrics in Metro Manila
Voter Base = 3 million
Rally Attendance = 350, 000 Average**

**Trumps Rally Metrics in 2020
Voter Base in Florida = 5.8 million
Biggest Rally Attendance = 30,000**

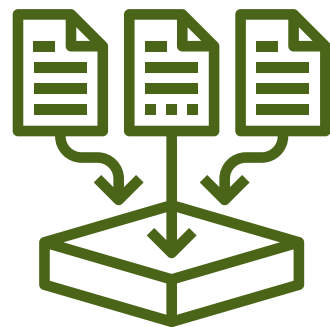


The DISCONNECT Four Validated Metrics

2/4: Big Data and Social Media Metrics



A screenshot of the Manila Bulletin website. The main article is titled "Robredo leads in presidential race based on Facebook analytics" and is dated March 6, 2022. The article text states: "Vice President Leni Robredo's closest rival former Senator Ferdinand Marcos Jr. may be leading in election surveys, but analytics from social media showed otherwise." Below the text is a photo of Vice President Leni Robredo wearing a pink face mask and clapping. The website header includes "MANILA BULLETIN", "LATEST NEWS", and navigation links for "Jobs", "Subscription", and "Ad Booking". A sidebar on the left lists "TRENDING NOW" with various news items. A sidebar on the right lists "LATEST NEWS" with several headlines.

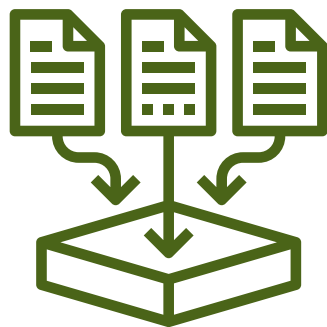
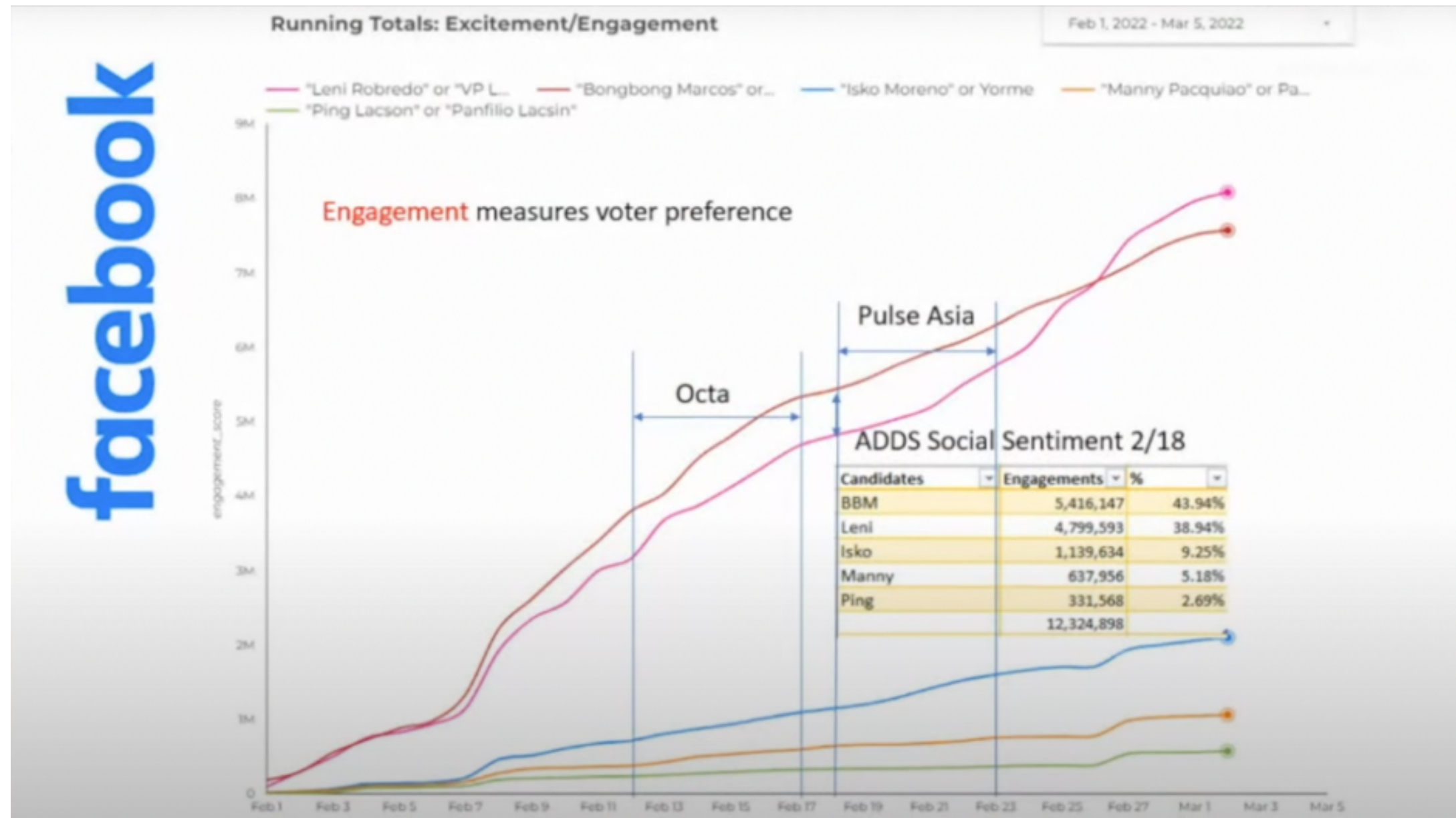


The DISCONNECT Four Validated Metrics

2/4: Big Data and Social Media Metrics

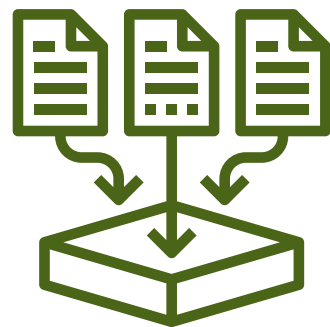



From Wilson Flores Social Indicators



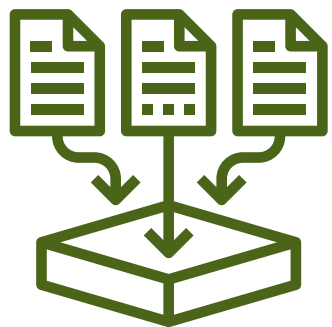
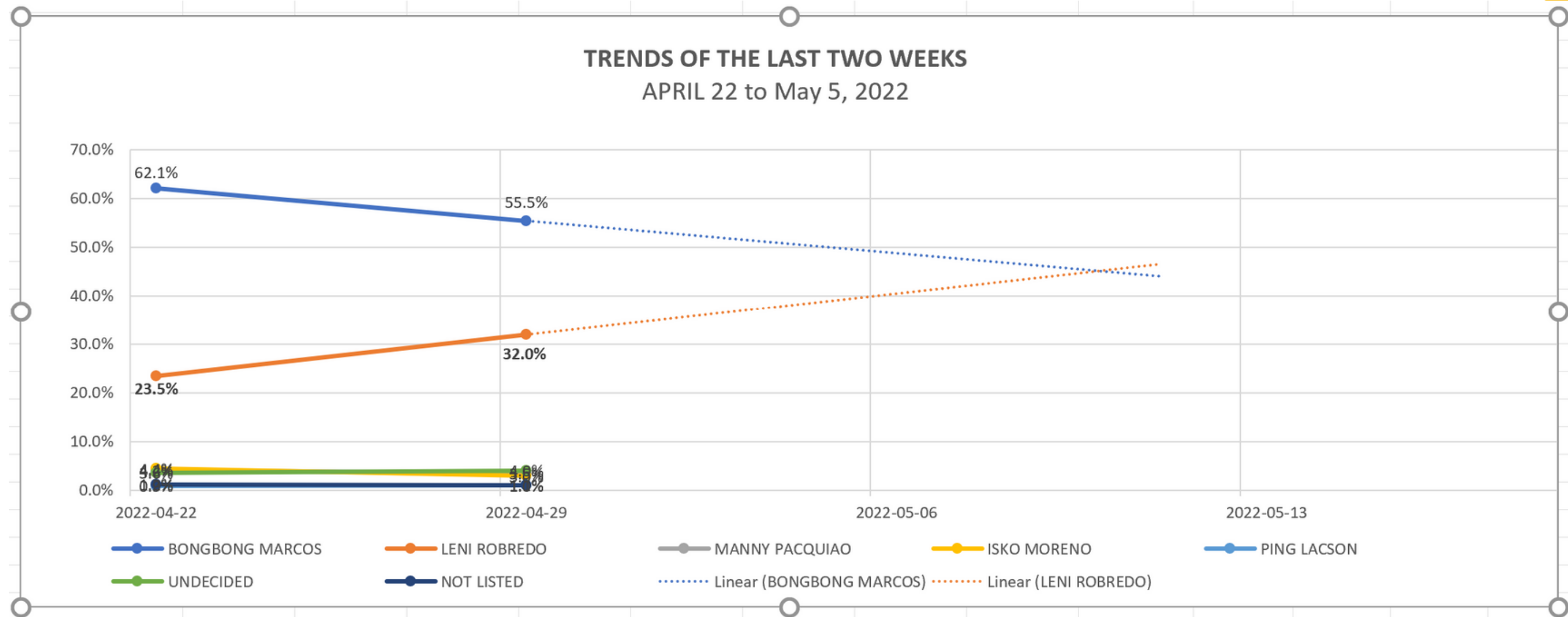
The DISCONNECT Four Validated Metrics

3/4: Foot soldier experience, Ayuda, livelihood, etc



The DISCONNECT Four Validated Metrics

4/4: Momentum and Climbing numbers



The DISCONNECT Four Validated Metrics

4/4: Momentum and Climbing numbers: Octa



Table 3a
2022 ELECTIONS: PRESIDENTIAL PREFERENCE
TUGON NG MASA SURVEY RESULTS
February 12 - 17, 2022 / PHILIPPINES
(in Percent)

Base: Likely Voters, 97.5%									
	PH	AREA				SOCIO-ECONOMIC CLASS			
		NCR	BL	VIS	MIN	ABC	D	E	
MARCOS, BONGBONG	55	46	56	47	65	58	54	55	
ROBREDO, LENI	15	12	18	24	4	18	15	14	
DOMAGOSO, ISKO MORENO	11	33	9	8	7	11	12	11	
PACQUIAO, MANNY PACMAN	10	6	2	13	24	6	9	17	
LACSON, PING	3	2	4	5	0	0	4	0	
REFUSED/DON'T KNOW/NONE	6	2	12	2	0	6	6	3	
Don't know	5	2	9	2	0	3	5	1	
Refused	1	0	2	1	0	4	1	0	
None	0.3	0	1	0	0	0	0	3	

Q3a. Narito naman po ang listahan ng mga kandidato sa pagka PRESIDENTE ng Pilipinas sa Mayo 2022 eleksyon. Kung ang eleksyon ay gaganapin ngayon, sino sa kanila ang pinakamalamang na iboboto ninyo bilang PRESIDENTE? Maaari po kayong magbigay ng ibang pangalan na wala sa listahan.
Notes:
(1) Figures may not add up to 100% due to rounding off.
(2) Sample Size of 1,200 with ±3% margin of error.



Table 2a
2022 ELECTIONS: PRESIDENTIAL PREFERENCE
TUGON NG MASA SURVEY RESULTS
APRIL 2 - 6, 2022 / PHILIPPINES
(in Percent)

Base: Likely Voters, 89.3%									
	PH	AREA				SOCIO-ECONOMIC CLASS			
		NCR	BL	VIS	MIN	ABC	D	E	
MARCOS, BONGBONG	57	35	66	56	50	51	59	44	
ROBREDO, LENI	22	25	21	23	23	28	20	33	
DOMAGOSO, ISKO MORENO	9	35	4	7	8	5	9	8	
PACQUIAO, MANNY PACMAN	7	3	2	13	12	6	6	14	
LACSON, PING	4	2	7	2	4	5	5	1	
ABELLA, ERNIE	1	0	0	0	3	5	0	0	
MANGONDATO, FAISAL	0.1	0	0	0	0	0	0	0	
DE GUZMAN, LEODY	0.1	0	0	0	0	0	0	0	
GONZALES, NORBERTO	0.001	0	0	0	0	0	0	0	
REFUSED/DON'T KNOW/NONE	1	0	1	0	0	0	1	0	
Don't know	0.5	0	1	0	0	0	1	0	
Refused	-	0	0	0	0	0	0	0	
None	0.008	0	0	0	0	0	0	0	

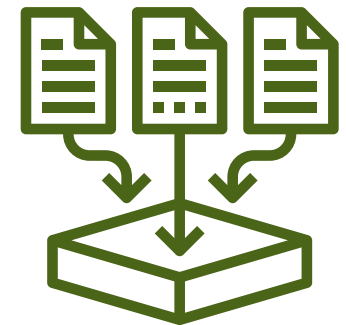
Q3a. Narito naman po ang listahan ng mga kandidato sa pagka PRESIDENTE ng Pilipinas sa Mayo 2022 eleksyon. Kung ang eleksyon ay gaganapin ngayon, sino sa kanila ang pinakamalamang na iboboto ninyo bilang PRESIDENTE?
Notes:
(1) Figures may not add up to 100% due to rounding off.
(2) Sample size of 1,200 with ±3% margin of error.
(3) Likely Voters are registered voters who intend to vote and with high chance of voting in May 2022.



Table 3a
2022 ELECTIONS: PRESIDENTIAL PREFERENCE
TUGON NG MASA SURVEY RESULTS
February 12 - 17, 2022 / PHILIPPINES
(in Percent)

Base: Likely Voters, 97.5%									
	PH	AREA				SOCIO-ECONOMIC CLASS			
		NCR	BL	VIS	MIN	ABC	D	E	
MARCOS, BONGBONG	55	46	56	47	65	58	54	55	
ROBREDO, LENI	15	12	18	24	4	18	15	14	
DOMAGOSO, ISKO MORENO	11	33	9	8	7	11	12	11	
PACQUIAO, MANNY PACMAN	10	6	2	13	24	6	9	17	
LACSON, PING	3	2	4	5	0	0	4	0	
REFUSED/DON'T KNOW/NONE	6	2	12	2	0	6	6	3	
Don't know	5	2	9	2	0	3	5	1	
Refused	1	0	2	1	0	4	1	0	
None	0.3	0	1	0	0	0	0	3	

Q3a. Narito naman po ang listahan ng mga kandidato sa pagka PRESIDENTE ng Pilipinas sa Mayo 2022 eleksyon. Kung ang eleksyon ay gaganapin ngayon, sino sa kanila ang pinakamalamang na iboboto ninyo bilang PRESIDENTE? Maaari po kayong magbigay ng ibang pangalan na wala sa listahan.
Notes:
(1) Figures may not add up to 100% due to rounding off.
(2) Sample Size of 1,200 with ±3% margin of error.



The DISCONNECT Four Validated Metrics

4/4: Momentum and Climbing numbers: Pulse Asia

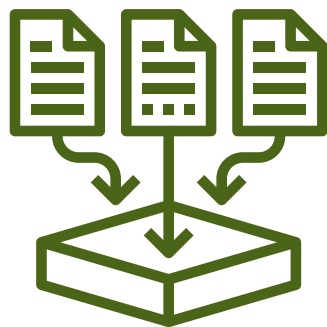


Table 1
2022 ELECTIONS: FIRST CHOICE PRESIDENTIAL PREFERENCE
January 19 - 24, 2022 / Philippines
(In Percent)

Base: Likely Voters, 100%

Of the people on this list, whom would you vote for as PRESIDENT OF THE PHILIPPINES if the May 2022 elections were held today and they were candidates?

	RP	LOCATION				CLASS		
		NCR	BL	VIS	MIN	C	D	E
MARCOS, BONGBONG (PFP)	60	57	61	53	66	50	61	56
ROBREDO, LENI (IND)	16	16	19	19	8	18	16	16
PACQUIAO, MANNY PACMAN (PROMDI)	8	1	3	18	13	6	7	20
DOMAGOSO, ISKO MORENO (AKSYON)	8	23	5	5	9	18	8	5
LACSON, PING (PDR)	4	2	6	4	2	2	5	1
MANGONDATO, FAISAL (KTPNAN)	0.3	0	0	0	1	0	0	0
ABELLA, ERNIE (IND)	0.05	0	0	0	0	0	0	0
DE GUZMAN, LEODY (PLM)	0.02	0	0	0	0	0	0	0
GONZALES, NORBERTO (PDSP)	0	0	0	0	0	0	0	0
MONTEMAYOR, JOSE JR. (DPP)	0	0	0	0	0	0	0	0
UNAIDED								
Don't Know/Refused/None	3	1	6	1	1	5	3	1
Don't know	2	0	4	0	0	1	2	1
Refused	1	0	2	0	0	3	1	0
None	1	0	1	1	0	1	1	0

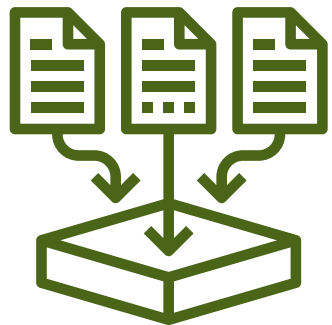


Connecting the Disconnect

Leni's Black Swan

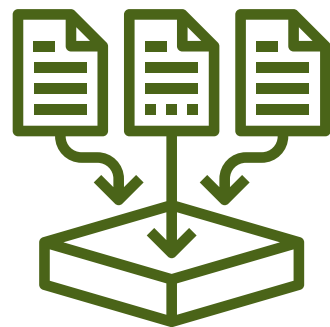
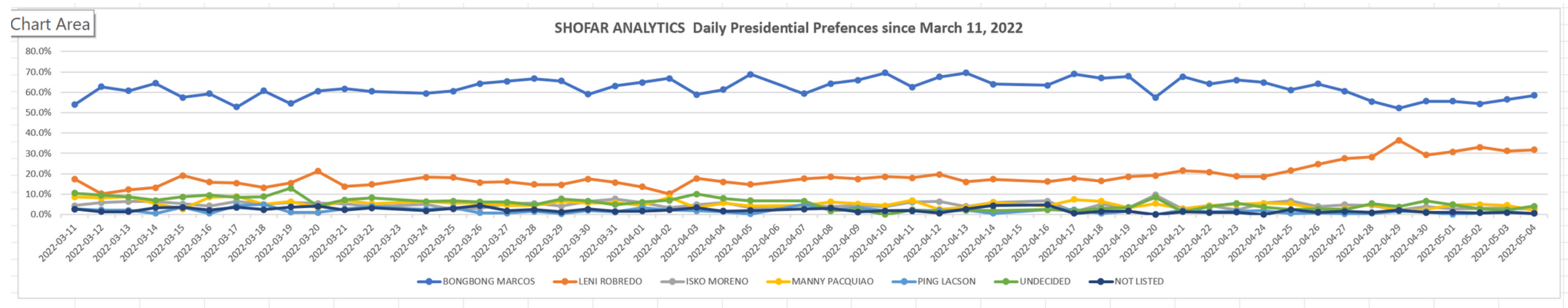


The dotted lines that can connect the Disconnect is Leni's Black Swan: THE HIDDEN VOTES



Connecting the Disconnect

Residbo 1

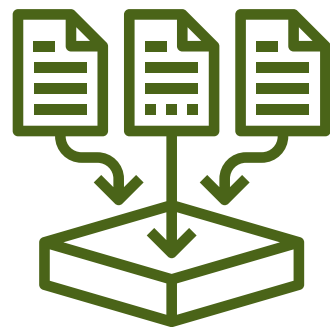
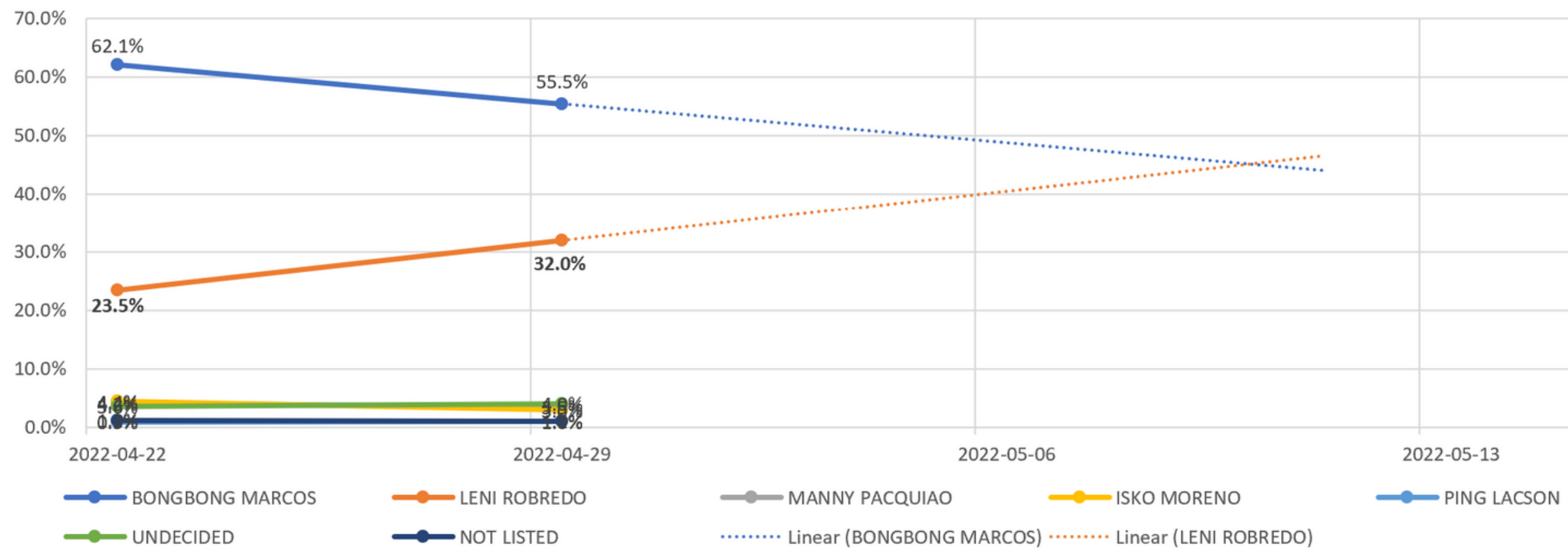


Connecting the Disconnect

Residbo 1



TRENDS OF THE LAST TWO WEEKS
APRIL 22 to May 5, 2022

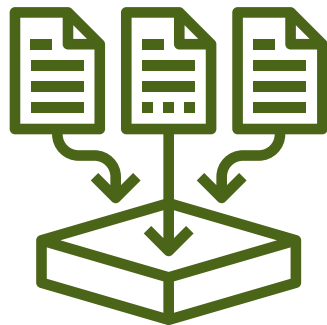


Connecting the Disconnect

Resibo 2



RESULTS OF THE SHOFAR ANALYTICS PRESIDENTIAL PREFERENCE SURVEY PER WEEK									
Candidate	WEEK 1	WEEK 2	WEEK 3	WEEK 4	WEEK 5	WEEK 6	WEEK 7	WEEK 8	WEEK 9
	2022-03-11	2022-03-18	2022-03-25	2022-04-01	2022-04-08	2022-04-15	2022-04-22	2022-04-29	2022-05-06
	2022-03-17	2022-03-24	2022-03-31	2022-04-07	2022-04-14	2022-04-21	2022-04-28	2022-05-05	2022-05-09
BONGBONG MARCOS	58.7%	59.8%	63.4%	63.7%	66.2%	65.7%	62.1%	55.5%	
LENI ROBREDO	14.7%	16.0%	16.1%	14.8%	17.9%	18.0%	23.5%	32.0%	
MANNY PACQUIAO	7.4%	5.5%	5.4%	5.1%	5.0%	5.2%	4.2%	3.5%	
ISKO MORENO	5.6%	5.1%	5.1%	4.6%	4.8%	4.6%	4.4%	3.0%	
PING LACSON	2.2%	2.8%	1.5%	2.1%	2.1%	1.6%	0.9%	1.0%	
UNDECIDED	8.8%	7.9%	6.1%	7.4%	1.7%	3.0%	3.6%	4.0%	
NOT LISTED	2.6%	3.0%	2.4%	2.2%	2.3%	1.8%	1.2%	1.1%	
	100.0%	100.0%	100.0%	100.0%	100.0%	100.0%	100.0%	100.0%	
Margin of Error of Sample	3.0%	2.7%	2.2%	2.4%	2.5%	3.4%	2.6%	2.8%	

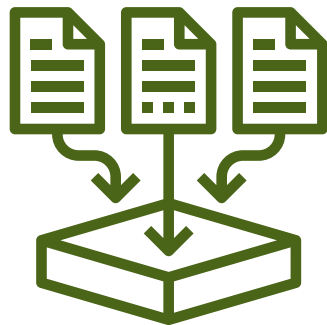


Connecting the Disconnect

Resibo 3



Survey April 16-21, 2022		
Candidate	SHOFAR	PULSE ASIA
BONGBONG MARCOS	65.7%	56.0%
LENI ROBREDO	18.0%	23.0%
MANNY PACQUIAO	5.2%	7.0%
ISKO MORENO	4.6%	4.0%
PING LACSON	1.6%	2.0%
Margin of Error at 95% conf. interval	±3.4%	±2.0%

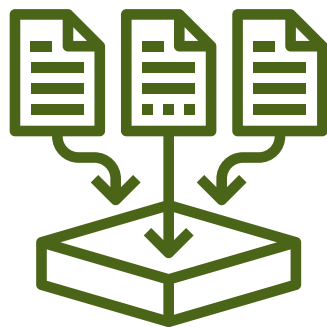


Connecting the Disconnect

Resibo 4



Survey April 22-25, 2022		
Candidate	SHOFAR	OCTA
BONGBONG MARCOS	63.9%	58.0%
LENI ROBREDO	20.2%	25.0%
ISKO MORENO	4.5%	8.0%
MANNY PACQUIAO	5.0%	5.0%
PING LACSON	1.4%	2.0%
Margin of Error at 95% conf. interval	±3.8%	±2.0%



Connecting the Disconnect

Resibo 4: Leni Win by 4%



State of Play: A Pompous Ass Calls the Election



"Victory has a thousand fathers, but defeat is an orphan."
-John F. Kennedy

Let me save you time. I, on behalf of AutoPolitic, am projecting the winner in the 2022 Philippines presidential election to be **Leni Robredo by at least 4% of the total votes.**

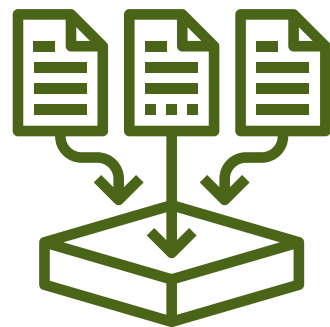
My prediction is based on the social intelligence tracking work I have done with my friends at the ADDS group for the last 5 months. We have also used other social media platforms and google to confirm the direction of the campaigns, but Facebook is the primary source of data for the final call and the precision. (You can hear our talks [here](#), [here](#) and [here](#).)

Presidential Stats/Scores
Source: <https://www.facebook.com/ADDSentimen> Apr 21, 2022 - May 4, 2022

keyword	engagement_score	% Δ	# Median Fans	% Δ
1. ("Leni Robredo" OR "VP Leni" OR "Leni Lug...)	7.46M	22.0% ↑	123.66K	21.2% ↑
2. ("Bongbong Marcos" or bbm)	4.69M	8.7% ↑	163.32K	9.9% ↑
3. "Isko Moreno"	696.08K	-56.5% ↓	60.11K	-22.8% ↓
4. "Manny Pacquiao"	351.48K	3.3% ↑	135.76K	24.1% ↑
5. "Panfilo Lacson" or "Ping Lacson"	158.86K	-70.2% ↓	99.45K	19.5% ↑

keyword	post_count	% Δ	Median Comment #	% Δ	Median Reactions	% Δ	Median Shares	% Δ
1. ("Leni Robredo" OR "VP L...	7,223	0.1% ↑	540	52.6% ↑	4,587	130.2% ↑	297	67.8% ↑
2. ("Bongbong Marcos" or b...	5,628	0.6% ↑	535	23.8% ↑	3,337	13.5% ↑	336	22.4% ↑
3. "Isko Moreno"	2,428	-29.7% ↓	12	-61.3% ↓	81	-52.9% ↓	7	-50.0% ↓
4. "Manny Pacquiao"	1,444	12.1% ↑	29	11.5% ↑	140	13.8% ↑	9	28.6% ↑
5. "Panfilo Lacson" or "Ping ...	1,107	-40.3% ↓	9	-57.1% ↓	79	-34.7% ↓	7	-30.0% ↓

We reserve the right to be wrong. If we are right, no one except our competitor will ask us how we did it and we won't tell.

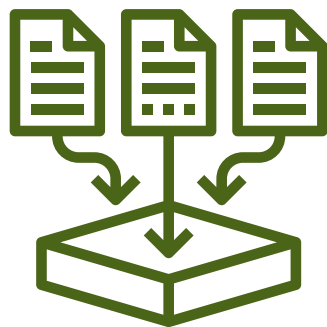


Connecting the Disconnect

15 Days is Eternity in the Digital Age



RESULTS OF THE SHOFAR ANALYTICS PRESIDENTIAL PREFERENCE SURVEY PER WEEK									
Candidate	WEEK 1	WEEK 2	WEEK 3	WEEK 4	WEEK 5	WEEK 6	WEEK 7	WEEK 8	WEEK 9
	2022-03-11	2022-03-18	2022-03-25	2022-04-01	2022-04-08	2022-04-15	2022-04-22	2022-04-29	2022-05-06
	2022-03-17	2022-03-24	2022-03-31	2022-04-07	2022-04-14	2022-04-21	2022-04-28	2022-05-05	2022-05-09
BONGBONG MARCOS	58.7%	59.8%	63.4%	63.7%	66.2%	65.7%	62.1%	55.5%	
LENI ROBREDO	14.7%	16.0%	16.1%	14.8%	17.9%	18.0%	23.5%	32.0%	
MANNY PACQUIAO	7.4%	5.5%	5.4%	5.1%	5.0%	5.2%	4.2%	3.5%	
ISKO MORENO	5.6%	5.1%	5.1%	4.6%	4.8%	4.6%	4.4%	3.0%	
PING LACSON	2.2%	2.8%	1.5%	2.1%	2.1%	1.6%	0.9%	1.0%	
UNDECIDED	8.8%	7.9%	6.1%	7.4%	1.7%	3.0%	3.6%	4.0%	
NOT LISTED	2.6%	3.0%	2.4%	2.2%	2.3%	1.8%	1.2%	1.1%	
	100.0%	100.0%	100.0%	100.0%	100.0%	100.0%	100.0%	100.0%	
Margin of Error of Sample	3.0%	2.7%	2.2%	2.4%	2.5%	3.4%	2.6%	2.8%	



Other Peripheral Datapoints

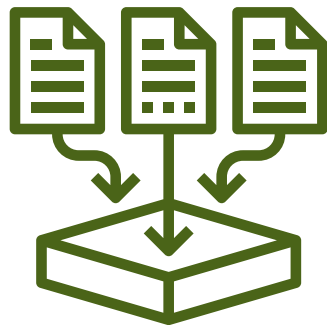
15 Days is Eternity in the Digital Age



☰ SECTIONS Tuesday, May 3, 2022

INQUIRER.NET

The voters made their choice for president a little later now. In the 2016 exit poll, 18 percent of those interviewed said they made their choice only on Election Day itself. Another 15 percent decided only during May 1-8, 12 percent did it in April, 8 percent in March, and 46 percent in February or earlier.

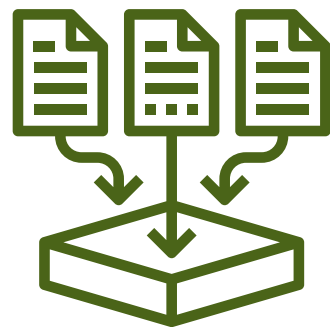


Other Peripheral Datapoints

Resibo 2



Mega Endorsements

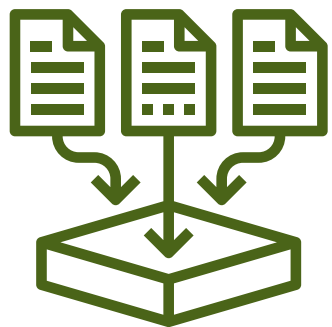


Other Peripheral Datapoints

Resibo 2



Switching from Local Politicians

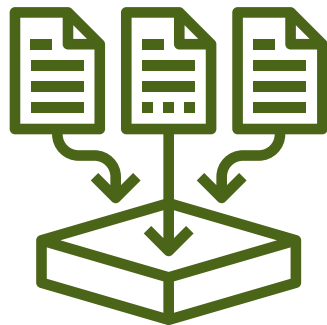


Other Peripheral Datapoints

Resibo 3



Switching from Local Politicians (Pantalean Alvarez-Minda, Bulacan, Samar, Etc)



THANK YOU

